

Radiology Residency Newsletter

Fall 2021

Editorial

Welcome to the Fall Edition of the Radiology Residency Newsletter!

As we fall back to some of our old pre-pandemic habits, we must take the time to remind ourselves that our hard-won battle is not over, just yet. We find ourselves in the strange dichotomy of having had more COVID admissions than ever, as we guzzle through our reserves for taking it all seriously enough this second time around with many a guard down. Nevertheless, we continue to soldier on with boldfaced grit and determination doing what we can to help our patients. But wait, there's a little bit of good news, as the first booster shots have made their appearance, we may be well on our way to tame this capricious malady, much sooner rather than later!

Speaking of more good news, UAMS Radiology now has a brand new, fancy state-of-the-art Breast Center to boast of, thanks to Dr. Bryant-Smith. We were also fortunate to be joined by 3 of our own UAMS Radiology residency graduates who began their staff appointments this year while all our current seniors went on to grab favorable fellowship positions with half the class choosing to continue their training here! We hosted guest lectures from wide ranging and illustrious clinical educators at UNC and Massachusetts General Hospital. Not to forget, we successfully matched our top picks in the even more challenging Residency Match this year!

Although we did lose great faculty along the way, we trudged on and gained a few fantastic ones most recently in the Neuro, NucS and Breast subdivisions. And as our ongoing drive to recruit continues, I'm sure we'll find stellar staff to work with in the other sections shortly.

Now with boards again on the horizon this year, I can't end this editorial without wishing the winter board takers good luck with their core exams. We're rooting for you!

That's all folks. I invite you to buckle up for a whirlwind tour of our little world through this window and hope you enjoy the ride!

Yours truly,
Surbhi Raichandani

Editorial Board

Editor

Surbhi Raichandani, MD



Faculty Advisors

Kedar Jambhekar, MD

Roopa Ram, MD



In This Issue

Page 2 – Putting Pen to Paper: Dr. Benson

Page 3, 4 - Welcome Aboard

Page 5 – Research Corner

Page 6 – Kudos


Page 7-10 - Residency Snaps & Snippets

We will miss you!

Dr. Donald Benson, or Donnie as he's fondly known was the heart and soul of the Radiology Department, having completed both his medical degree and residency in UAMS. Soft spoken and with a heart of gold, he was the anchor that held the body division together during the choppiest waters of the COVID 19 pandemic, no wonder he has always held a special place in the hearts of residents and faculty alike! We were extremely sorry to see him leave but wish him the very best on the next phase of his career!



This year marked the retirement of Dr. Philip Kenney, our body imaging stalwart. With Dr. Kenney on the list, you know there would be nothing on it in a mere matter of minutes. A fantastic clinical educator and body radiologist, he enjoyed working closely with the residents and we loved it too. It was always delightful hearing Dr. Kenney's iconic ringtone go off somewhere in the reading room! We'll miss you, Dr. Kenney!



We also saw our interventionalist, Dr. David Strain, unfortunately leave UAMS due to pressing family matters. Those who were lucky to work with him during the brief time he was part of UAMS, will remember him as an incredible IR educator and teacher, willing to let trainees get comfortable with procedures under his watchful eye. We wish him well for the future!



Putting Pen to Paper

Dr. Benson

"UAMS will always be special to me. I received my fundamental medical education there as a medical student, but more importantly I got my core education in radiology as a resident. I got the opportunity to learn from many great teachers, like Dr. Shah and Drs. Eddie and Terry and I had many great mentors like Dr. Jambhekar. I also had many great co-residents to learn with and to learn from during residency. UAMS was also a great place to develop as a new attending. The most rewarding parts of my time at UAMS were the many hours spent in the reading room as an attending working with residents. I have learned a lot from them, and I hope that they have learned a little something from me too. Thanks to all of the residents, faculty and staff that I have had the pleasure to work with over the past decade."

Welcome Aboard!



We are fortunate to be re-joined by one of our best, all-star, ex-chief residents. Joshua Eichhorn, M.D., Ph.D. joins us Assistant Professor in the Department of Nuclear Medicine & Body Imaging. Dr. Eichhorn received his medical degree and doctorate in biochemistry and molecular biology from UAMS and returns to UAMS following completion of a cancer imaging fellowship at Harvard Medical School-affiliated Dana-Farber Cancer Institute in Boston. Welcome back to Team UAMS Josh!



But wait there's more! Superb ex-UAMS radiology resident Shobhit has re-joined UAMS too. Shobhit Sharma, M.D., joins the Department of Radiology as an Assistant Professor in the Division of Neuroradiology. Dr. Sharma received his medical degree from Kasturba Medical College, Mangalore (Manipal University). After medical school, he completed residency training at the Institute of Nuclear Medicine and Allied Sciences in New Delhi, India. He went on to complete the Diagnostic Radiology Residency Program at UAMS and fellowship training in Neuroradiology at the University of Washington in Seattle. Welcome back to Team UAMS Shobhit!



UAMS is lucky to have retained yet another gem from this excellent class. Memoona Mian, M.D., has joined the Department of Radiology as an Assistant Professor in the Division of Neuroradiology. Dr. Mian received her medical degree from Allama Iqbal Medical College in Lahore, Pakistan, completed her radiology residency and fellowship training in PET/CT Imaging at Shaukat Khanum Cancer Hospital & Research Center in Lahore, Pakistan, where she also later served as a staff radiologist and Associate Program Director for the Radiology Residency Program. She then did a fellowship in emergency and trauma radiology at Vancouver General Hospital, University of British Columbia, Canada before joining the Radiology Residency Program at UAMS. Dr. Mian continued her training at UAMS with a fellowship in Neuroradiology. We're glad you're here Memoona!



Prashanth Reddy, M.D., has joined the Department of Radiology as an Assistant Professor in the Division of Neuroradiology. Dr. Reddy received his medical degree at Kasturba Medical College, Mangalore. He completed his diagnostic radiology residency at M.S. Ramaiah Medical College, Bengaluru. He also completed cardiac imaging and MRI fellowship training at Sri Sathya Sai Institute of Higher Medical Sciences and went on to serve as Junior Consultant and Residency and Fellowship Program Director. Dr. Reddy completed his Neuroradiology fellowship at UAMS. We're happy to have you Prashanth!

Welcome Aboard!



Patrick Jennings, M.D., has joined the Department of Radiology as an Assistant Professor in the Division of Breast Imaging. Dr. Jennings received his medical degree from the University of Tennessee Health Science Center in Memphis. He completed his residency in Diagnostic Radiology at the University of Tennessee Medical Center in Knoxville and continued his training with a Breast Imaging fellowship at UAMS. So glad you decided to stay on!



Rachel Taylor, M.D., has joined the Department of Radiology as an Assistant Professor in the Division of Breast Imaging. Dr. Taylor received her medical degree from University of Tennessee Health Science Center in Memphis. She completed her residency in Diagnostic Radiology at the University of Tennessee Medical Center in Knoxville and continued her training with a Breast Imaging fellowship at Baylor Scott & White Medical Center in Temple, Texas. Welcome to UAMS!



Dr. Nayantara Swamy (left), UAMS radiology class of 2021, joined the UAMS Breast Division as the new clinical Breast Imaging Fellow!

Dr. Marvell Saint-Victor (right), joins us after completing his residency training in Diagnostic Radiology from the University of Mississippi Medical Center, as the newest MSK/MRI clinical fellow!



On their way in!

Our newest interns are here and ready to shake things up.

Back row (left to right): Reid Cline, Fatih Atac, Reid Shelton, Lawrence Brookman.

Front row (left to right): Shruti Kumar, Heta Ladumor, Zoey Crystal.

Rads Research Room

Since our research volume is enormous and has only got stronger with the steady help of our fantastic research support faculty member, **Dr. Hanna Jensen**, here are just a few instances of recently published and funded ongoing research work our brilliant faculty mentors and trainees are currently invested in. For anyone interested in getting involved in departmental research, feel free to click on this link to see if you'd be a good fit for the many fantastic active projects in the pipeline:

<https://medicine.uams.edu/radiology/research/ongoing-research/>.



SCAN ME

Recent Publications (as of May 2021)

- Where technology succeeds and fails in education. Wong K, Thapa M. *Pediatr Radiol*. 2021 May 27;1-5.
- Spinal subdural hemorrhage in abusive head trauma: a pictorial review. Garcia-Pires F, Jayappa S, Desai S, Ramakrishnaiah RH, Choudhary AK. *Pediatr Radiol*. 2021 May;51(6):980-990.
- Spinal ligamentous injury in abusive head trauma: a pictorial review. Haq I, Jayappa S, Desai SK, Ramakrishnaiah R, Choudhary AK. *Pediatr Radiol*. 2021 May;51(6):971-979.
- Sibling screening in suspected abusive head trauma: a proposed guideline. Mankad K, Sidpra J, Oates AJ, Calder A, Offiah AC, Choudhary A. *Pediatr Radiol*. 2021 May;51(6):872-875.
- Resting-state brain metabolic fingerprinting clusters (biomarkers) and predictive models for major depression in multiple myeloma patients. Wang X, Eichhorn J, Haq I, Baghal A. *PLoS One*. 2021 May 6;16(5):e0251026.
- Wadhwa B, Raichandani S, Vilanilam G, Van Tassel D, Jorgensen S, Wong K. Establishing an Online Educational Teaching File on Instagram for an Academic Radiology Department: Proof-of-Concept. *Acad Radiol*. 2021 May;28(5):711-717.

Funded ongoing research

- The Brain Vascular Malformation Clinical Consortium (NIH multicenter, Dr. M Meek Co-I)
- Tomosynthesis Mammographic Imaging Screening Trial (NCI multicenter, Dr. G Bryant-Smith local PI)
- UAMS Mobile Mammography Program (Arkansas Department of Health, Dr. G Bryant-Smith PI)
- Localized treatment of solid tumors with radiation triggered liposomes (NIH SBIR, Dr. M Borrelli Co-I)
- Artificial Intelligence in Assessing Intracranial Hemorrhage (TRI Barton Pilot Grant, Dr. H Jensen PI and Dr. M Meek Co-I)

In the works:

Heads up R1s, R2s and newly inducted interns! Watch out for an amazing resource dedicated to bread-and-butter Pediatric Cases currently in the final stages of development, designed as a quick on call primer to brush up on your emergency Peds Radiology skills, soon to-be-hosted on the UAMS internal website.




Stepping it up!



Dr. Sumera Ali has taken on the reigns of the residency program leadership by stepping into the role of the Associate Program Director of the UAMS Residency Program. Dr. Ali completed her residency in Diagnostic Radiology at UAMS in 2017, serving as Chief Resident in 2016-2017 before going on to continue her training with a fellowship in Pediatric Radiology at Boston Children's Hospital. She has been mentoring medical students, residents and fellows throughout her academic career. A dedicated clinical educator, she is personally invested in resident learning and is sure to set our standards up a notch higher. We're glad to have you!

Kudos!



Congratulations to all our fantastic current R4s for a successful fellowship match! They're going places! But what's even better is we get to hold on to a few of them :)

This year's recipient for the Roentgen Resident/Fellow Research Award was none other than our resident research guru, George Vilanilam. Congratulations George!



Dr. Xiawei Ou has been promoted to the rank of Professor on the Clinical Scientist pathway in the Department of Radiology and to the rank of Professor in the Department of Pediatrics.



Dr. Amy Rowell has been promoted to the rank of Associate Professor on the Clinical Attending in the Department of Radiology and to the rank of Associate Professor in the Department of Pediatrics.



Dr. Arabinda Choudhary, Professor and Chair of Radiology, received a Certificate of Appreciation for Excellence from the Society for Pediatric Radiology for his service as a reviewer for Pediatric Radiology in 2020. Dr. Choudhary, who is internationally recognized in his subspecialty of pediatric neuroimaging, was honored for the quantity and quality of his reviews and for lending his expertise to help ensure the continued high quality of the journal.


Snaps & Snippets!



Breast Imaging faculty, residents and fellows look on with pride as they pose together with the Breast Cancer Team in the new Breast Center, encompassing an imposing 12,000-square feet and offering five mammography rooms, five ultrasound rooms, dedicated MR magnets and an artfully decorated waiting area.



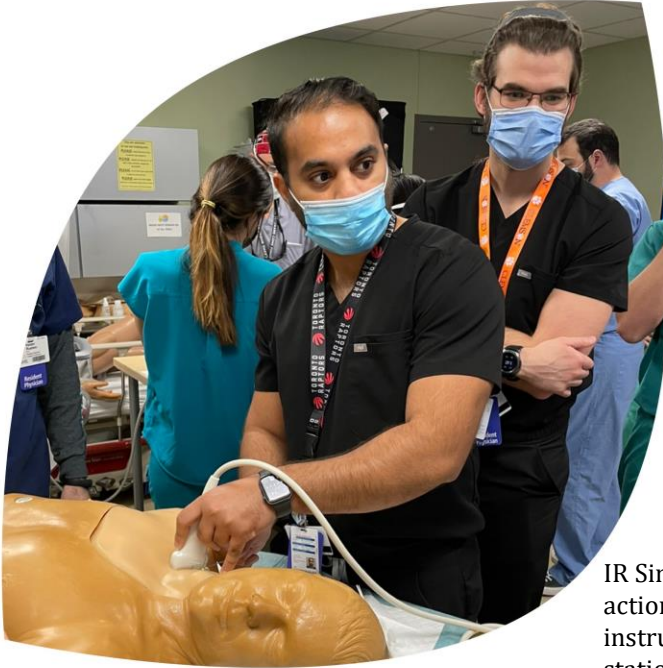
Dr. Gwendolyn Bryant Smith gives a tour of the new comprehensive breast imaging center at the Winthrop P. Rockefeller Cancer Institute as Dr. Cam Patterson (UAMS Chancellor) learns more about the beautiful new facility, rated as a Breast Center of Excellence by the American College of Radiology.



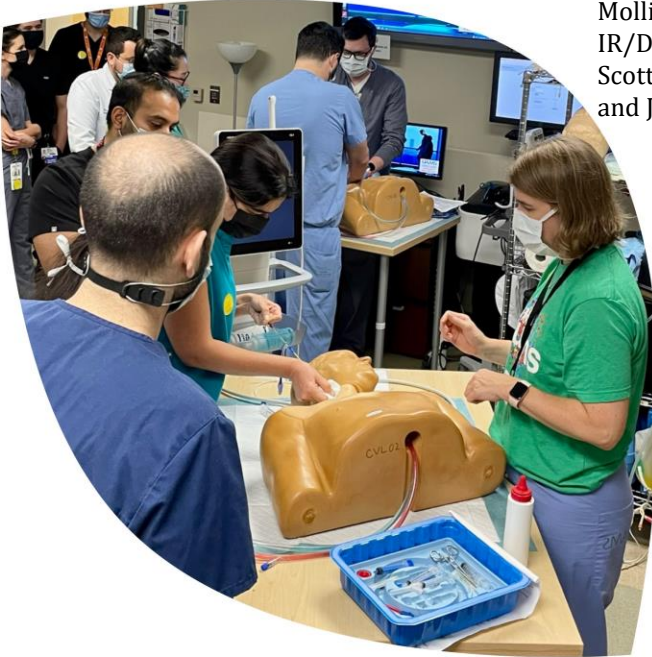
Last day of bootcamp for all our bright-eyed and bushy-tailed R1s!

Pictured from left to right: Jameson Gilstrap (DR), Jordan Wells (IR/DR), Anas Atassi (DR), Khaled Dostzada (Nucs/DR), Nicole Sullivan (shoutout to the only female IR/DR resident in the program), Ross Holston (DR), Jimmy Palakunnel (DR), Haider Rustem (DR) and Dr. Roopa Ram (center).

Snap & Snippets!



IR Sim Lab in action, with instructional stations led by Dr. Mollie Meek and IR/DR residents – Scott, Andrew and Jeff.



Dr. Mollie Meek, Program Director for Interventional Radiology, painstakingly put together the dedicated IR Sim Lab session (pictured above) on CVLs for the residents to get comfortable with the nitty gritty of central line insertion techniques, combining excellent classroom teaching with focused hands-on training using ultrasound and line-ready mannequins.

Snaps & Snippets!



All our classes had tons of fun catching up with each other as a class outside of work after a long hiatus. Thanks a lot Roopa, we loved stuffing our faces with delicious food and truly enjoyed hanging out with you outside of campus!

Pictured clockwise: R1-R4 classes.



Here's to our wonderful coordinators and support staff!

Empowering the residency program with tireless hours of hard work behind the scenes to keep everything ticking.

Thanks Suzan, Alysia, Lacie and Donna for all you do ☺

Snap & Snippets!

Snuggle Buddies

Can't end the newsletter without sharing delightful pictures of our very own residency pets, now, can we?

Enjoy a few snaps of the cutest cuddles with the most adorable fur babies we are proud to include in our residency family 🐾🐾



George cuddling with little Zoey the pup!



Ron and Mariana with adorable Trufa!



Freddy and Teddy, Meshaal's little heart stealers celebrate their birthday together!



Jameson lounging with his majestic furball, Butler!



Sanaz with an extremely cute Dylan while Charlie photobombs in the background!



Nicole and her fluffy polar bear, Yeti, the happiest floof cloud on legs!

Thanks for reading!

Until next time...



@UAMSRadiology

UAMS[®]
RADIOLOGY

Integrity Respect Teamwork Creativity Excellence