

UAMS Radiology Match Panel 2025

Hosted by the Diagnostic and Interventional Radiology Interest Groups

Use the QR to submit your own questions



Panelist Snapshot

Mean step 2 score:	251.5	Mean # programs applied to for DR/IR :	66
Median # papers* :	3	Mean # interviews:	19
Median # oral presentations:	3	Mean # ranked programs:	13
Median # poster presentations:	1		

**Table 2. Norm Table: Based on LCME-accredited US/Canadian Medical Schools Testing
Between July 1, 2021 – June 30, 2024 for Step 2 CK and January 1, 2021 – December 31, 2023
for Step 3**

USMLE Score	Step 2 CK (N= 69,661)	Step 3 (N=64,967)
300	100	100
295	100	100
290	100	100
285	100	100
280	100	100
275	99	100
270	95	100
265	87	100
260	76	99
255	63	97
250	50	93
245	37	87
240	26	79
235	18	68
230	12	55
225	7	42
220	4	30
215	2	19
210	1	12
205	1	7
200	0	3
195	0	2
190	0	1
185	0	0
180	0	0
175	0	0
170	0	0
165	0	0
160	0	0
155 and below	0	0

Table 1A Match Summary for U.S. MD Seniors, 2025

Specialty	No. of Programs	No. of Positions		No. of Applicants*		No. of Matches*		% Filled	
		Offered	Unfilled	U.S. MD Seniors	Total	U.S. MD Seniors	Total	U.S. MD Seniors	Total
PGY-1 Positions									
Anesthesiology	189	1,805	1	1,784	3,017	1,301	1,804	72.1	99.9
Child Neurology	78	195	10	136	286	118	185	60.5	94.9
Dermatology	14	30	0	240	299	24	30	80.0	100.0
Emergency Medicine	292	3,068	65	1,514	3,753	1,377	3,003	44.9	97.9
Emergency Med-Anesthesiology	1	1	0	11	13	1	1	100.0	100.0
Emergency Med-Family Med	3	7	0	16	24	4	7	57.1	100.0
Family Medicine	817	5,357	805	1,739	7,337	1,501	4,552	28.0	85.0
Family Med-Preventive Med	1	1	0	6	10	1	1	100.0	100.0
Internal Medicine (Categorical)	758	10,941	357	4,522	17,131	3,782	10,584	34.6	96.7
Medicine-Dermatology	5	8	0	35	42	7	8	87.5	100.0
Medicine-Emergency Med	13	34	0	50	110	20	34	58.8	100.0
Medicine-Medical Genetics	4	5	0	9	15	4	5	80.0	100.0
Medicine-Pediatrics	79	398	3	386	599	319	395	80.2	99.2
Medicine-Preliminary (PGY-1 Only)	329	1,600	145	3,824	5,964	1,108	1,455	69.3	90.9
Medicine-Preventive Med	4	8	0	29	111	4	8	50.0	100.0
Medicine-Primary	91	411	11	807	2,134	232	400	56.4	97.3
Medicine-Psychiatry	13	25	2	57	87	19	23	76.0	92.0
Interventional Radiology (Integrated)	27	52	0	202	299	39	52	75.0	100.0
Neurodevelopmental Disabilities	6	7	4	13	29	1	3	14.3	42.9
Neurological Surgery	121	268	3	331	476	228	265	85.1	98.9
Neurology	159	932	7	721	1,776	492	925	52.8	99.2
Obstetrics-Gynecology	295	1,587	1	1,310	2,151	1,109	1,586	69.9	99.9
OB/GYN-Preliminary (PGY-1 Only)	15	17	9	194	244	4	8	23.5	47.1
Orthopaedic Surgery	216	929	0	1,045	1,590	724	929	77.9	100.0
Osteo Neuromusculoskeletal Med	8	25	14	0	26	0	11	0.0	44.0
Otolaryngology	139	394	1	447	552	351	393	89.1	99.7
Pathology	175	622	3	295	1,018	263	619	42.3	99.5
Pediatrics (Categorical)	250	3,135	147	1,676	3,998	1,476	2,988	47.1	95.3
Pediatrics-Anesthesiology	5	7	0	24	24	7	7	100.0	100.0
Pediatrics-Emergency Med	4	8	0	24	34	5	8	62.5	100.0
Pediatrics-Medical Genetics	24	28	1	20	49	17	27	60.7	96.4
Pediatrics-P M & R	4	5	0	18	26	4	5	80.0	100.0
Pediatrics-Preliminary	17	25	2	117	169	19	23	76.0	92.0
Pediatrics-Primary	12	58	3	180	601	18	55	31.0	94.8
Peds/Psych/Child Psych	11	29	0	68	75	27	29	93.1	100.0
Physical Medicine & Rehab	55	240	0	346	782	126	240	52.5	100.0
Plastic Surgery (Integrated)	91	221	0	295	396	197	221	89.1	100.0
Psychiatry	404	2,388	8	1,705	3,278	1,433	2,380	60.0	99.7
Psychiatry-Family Medicine	7	14	0	50	63	13	14	92.9	100.0
Psychiatry-Neurology	4	5	0	18	25	5	5	100.0	100.0
Radiation Oncology	7	12	0	98	156	9	12	75.0	100.0
Radiology-Diagnostic	35	151	4	703	1,108	86	147	57.0	97.4
Surgery (Categorical)	377	1,778	4	1,496	3,305	1,114	1,774	62.7	99.8
Surgery-Preliminary (PGY-1 Only)	261	1,194	521	1,065	2,229	267	673	22.4	56.4
Thoracic Surgery	40	54	0	94	130	50	54	92.6	100.0
Transitional (PGY-1 Only)	236	1,860	243	3,193	5,172	1,054	1,617	56.7	86.9
Vascular Surgery	77	102	0	109	172	84	102	82.4	100.0
Total PGY-1	5,773	40,041	2,374	31,022	70,885	19,044	37,667	47.6	94.1

PGY-2 and Physician (R) Positions on next page

Integrated IR
PGY-1
52/299

DR-RadOnc
PGY-1
12/156

DR
PGY-1
147/1108

2025 Match Data

Table 1A Match Summary for U.S. MD Seniors, 2025 (Continued)

Specialty	No. of Programs	No. of Positions		No. of Applicants*		No. of Matches*		% Filled		
		Offered	Unfilled	U.S. MD Seniors	Total	U.S. MD Seniors	Total	U.S. MD Seniors	Total	
PGY-2 Positions										
Anesthesiology	52	311	1	1,359	2,091	215	310	69.1	99.7	
Child Neurology	5	8	2	29	64	2	6	25.0	75.0	
Dermatology	148	524	1	676	993	424	523	80.9	99.8	
Interventional Radiology (Integrated)	71	150	3	232	381	118	147	78.7	98.0	
Neurodevelopmental Disabilities	2	2	0	9	15	2	2	100.0	100.0	
Neurology	37	228	1	516	1,043	140	227	61.4	99.6	
Nuclear Medicine	2	4	3	1	13	0	1	0.0	25.0	
Occupational & Environmental Med	4	5	1	2	22	2	4	40.0	80.0	
Physical Medicine & Rehab	69	334	1	345	824	162	333	48.5	99.7	
Public Health and Preventive Medicine	5	7	6	2	25	0	1	0.0	14.3	
Radiation Oncology	81	179	5	142	240	126	174	70.4	97.2	
Radiology-Diagnostic	169	1,057	15	1,038	1,759	722	1,042	68.3	98.6	
Radiology-Nuclear Med	2	2	0	10	19	0	2	0.0	100.0	
Total PGY-2	647	2,811	39	4,361	7,489	1,913	2,772	68.1	98.6	
Physician (R) Positions**										
Anesthesiology	58	152	4	0	410	0	148	0.0	97.4	
Child Neurology	20	24	13	0	14	0	11	0.0	45.8	
Dermatology	18	20	0	0	102	0	20	0.0	100.0	
Interventional Radiology (Integrated)	8	11	3	0	45	0	8	0.0	72.7	
Neurology	19	25	0	0	72	0	25	0.0	100.0	
Occupational & Environmental Med	17	32	6	0	54	0	26	0.0	81.3	
Osteo Neuromusculoskeletal Med	2	8	7	0	2	0	1	0.0	12.5	
Physical Medicine & Rehab	7	11	2	0	50	0	9	0.0	81.8	
Public Health and Preventive Medicine	29	65	21	0	84	0	44	0.0	67.7	
Radiation Oncology	8	9	3	0	17	0	6	0.0	66.7	
Radiology-Diagnostic	20	28	1	0	125	0	27	0.0	96.4	
Total Physician (R)	206	385	60	0	975	0	325	0.0	84.4	
GRAND TOTAL	6,626	43,237	2,473	35,383	79,349	20,957	40,764	48.5	94.3	

* Applicants can rank multiple specialties. As an example, in 2025, 2,114 applicants matched to either a PGY-1 or a PGY-2 Advanced Anesthesiology positions; of those applicants, 1,516 were U.S. MD seniors.

** Physician (R) positions are PGY-2 positions starting in the year of the Match that are reserved for applicants who have had prior graduate medical education. Physician positions are not available to senior medical students.

Integrated IR
PGY-2
147/381

DR-RadOnc
PGY-2
174/240

DR
PGY-2
1042/1759

DR-NuRad
PGY-2
2/19

	PGY-1	PGY-2	Match Rate *
DR	147/1108=0.133	1042/1759=0.592	0.725
DR-NuRad	12/156=0.077	174/240=0.725	0.802
Integrated IR	52/299=0.174	147/381=0.386	0.560

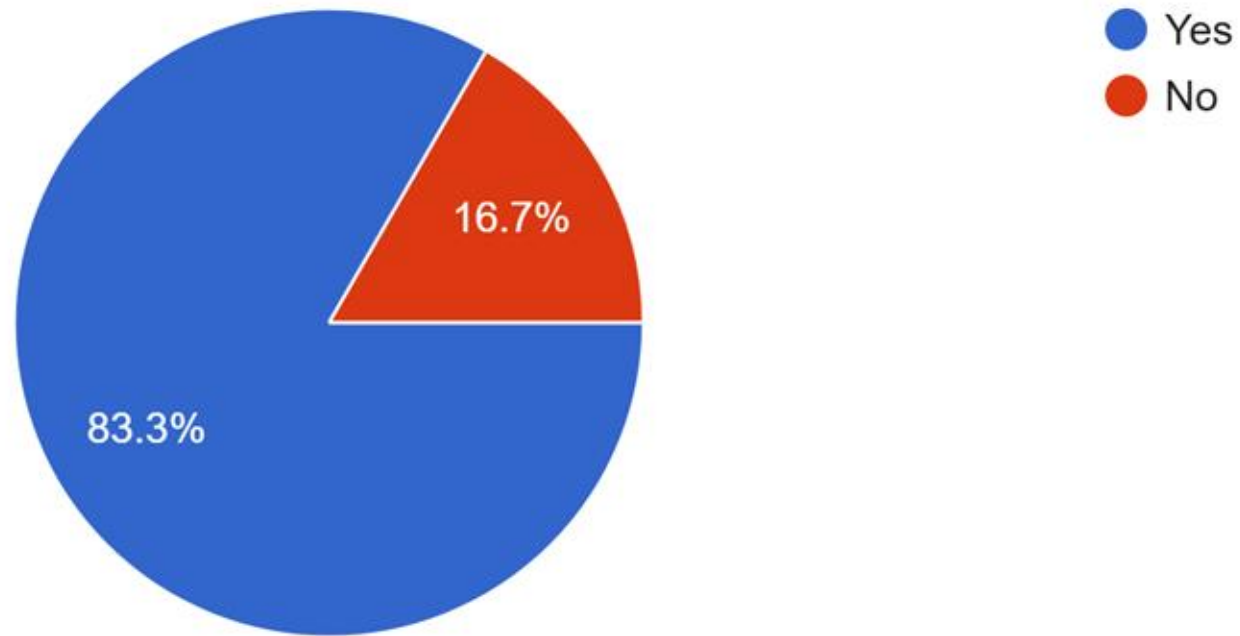
Radiology Specializations

Visiting Student Learning Opportunities (VSLO)

Electronic Residency Application Service (ERAS)

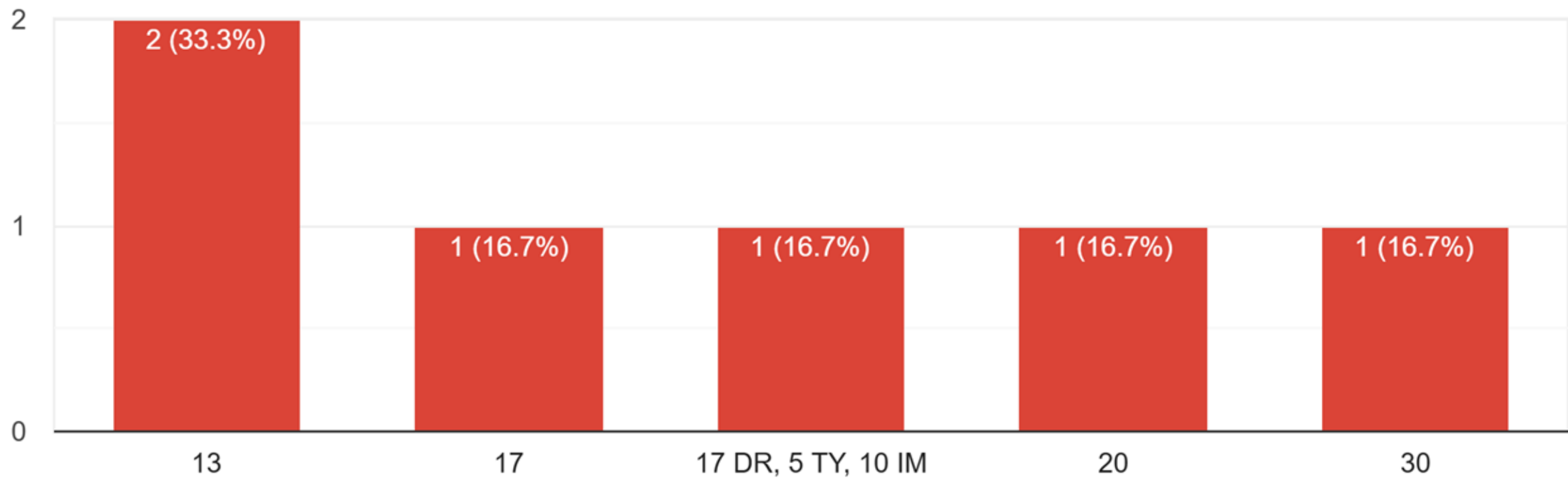
Did you have any LORs from non-radiology or non-surgical doctors?

6 responses



How many interviews did you get?

6 responses



Interviews

Tell me about yourself.

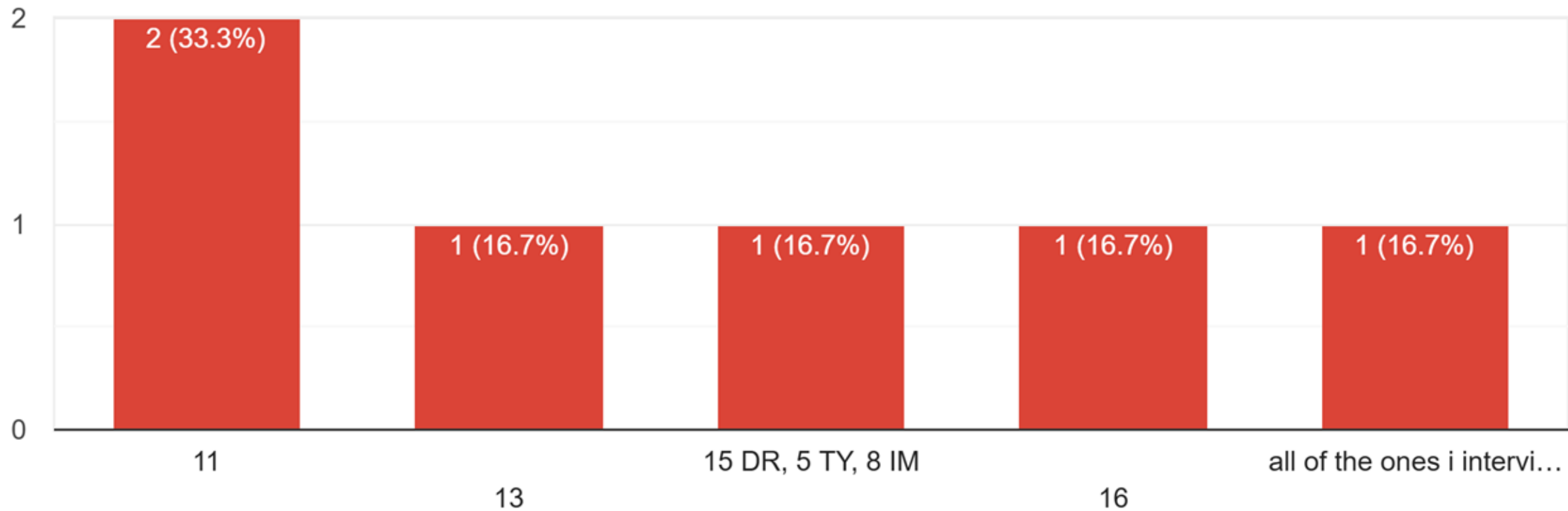
Why Radiology?

Why this program?

Tell me about your interests.

How many programs did you rank?

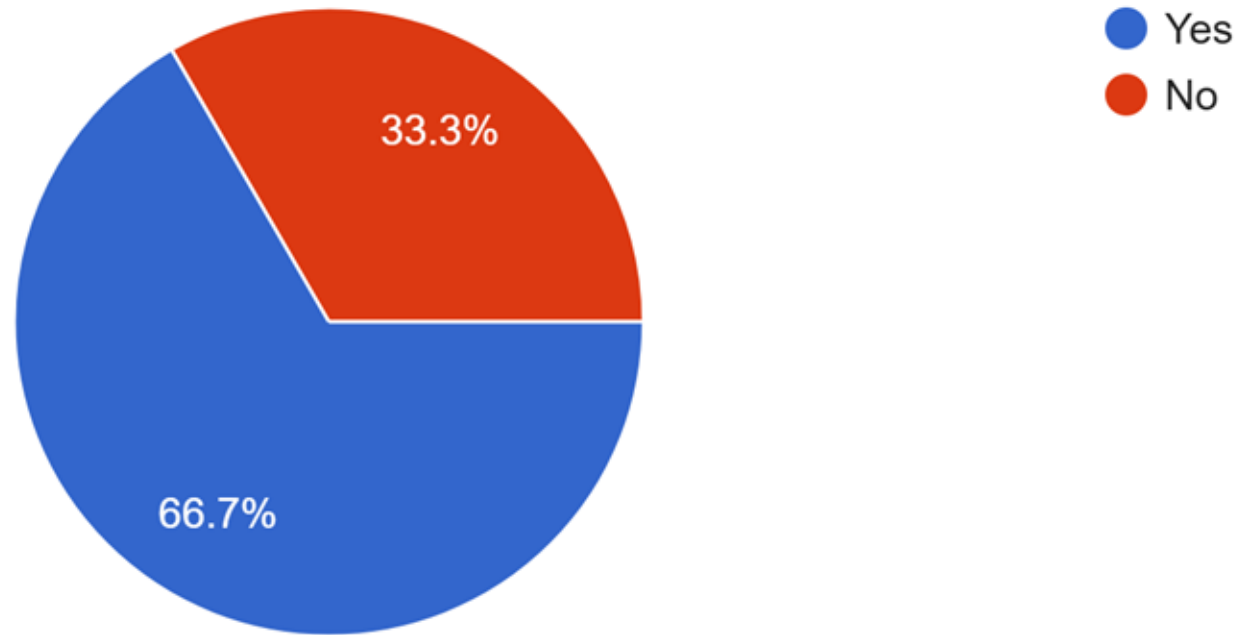
6 responses



Rank Order List

Did you match at a program that you did a subinternship at (including UAMS)?

6 responses



Panelists



Dylan Dominguez
DR at Penn



Nick Hale
DR at UAMS



Mark Odom
DR at UAMS



Humam Shahare
TY at UAMS



Mason Belue
DR at UCSD (T32
track)



Nadia Nelson
DR-NuRad at UAMS



Grace Rice
IR at UTSW

Resources

- Dr. Roopa Ram Contact Information:
 - Email: rram@uams.edu
 - Cell: 501-554-0292
- Learning Radiology:
 - <https://www.casestacks.com>
 - <https://www.imaios.com/en/e-anatomy>
 - <http://www.learningradiology.com/>